


(1)(a) Statement showing ShareHolding Pattern

Name of the Company : Shri Gurudev En-Trade Ltd.

Quarter Ended : 31-03-2015

Scrip Code : 554410

Partly paid-up Shares	No.of Partly paid-up Shares	As a % of total No. of Partly paid-up Shares	As a % of Total no. of Shares of the Company
Held by Promoters/ Promoters Group	0		
Held by Public	0		
<b>TOTAL - D</b>	<b>0</b>		
Outstanding Conv. Securities	No.of Outstanding Securities	As a % of Total no.of O/S Conv.Securities	As a % of Total no.of shares of the Co., assuming full conv.
Held by Promoters/ Promoters Group	0		
Held by Public	0		
<b>TOTAL - E</b>	<b>0</b>		
Warrants :	No.of Warrants	As a % of Total no.of Warrants	As a % of Total no.of shares of the Co., assuming full conv.
Held by Promoters/ Promoters Group	0		
Held by Public	0		
<b>TOTAL - F</b>	<b>0</b>		
Total paid-up Capital of the Company assum- ing full conv. Of warrants & securities	1076000		




*Signature*

## Statement Showing Shareholding Pattern - Table (I)(a)

Shri Gurudev En-Trade Ltd.

Scrip Code : 554410  
Quarter Ended : 31-03-2015

Category code	Category of Shareholder	Number of Shareholders	Total number of shares	Number of shares held in dematerialized form	Total shareholding as a percentage of total number of shares		Shares pledged or otherwise encumbered	
					As a percentage of(A+B) <sup>1</sup>	As a percentage of (A+B+C)	Number of shares	As a % of Total No. of Shares
(A)	Shareholding of Promoter and Promoter Group							
1	Indian							
a	Individual/Huf	16	658400	658100	61.190	61.190	0	0.000
b	Central/State Gov	0	0	0	0.000	0.000	0	0.000
c	Bodies Corporates	1	142400	142400	13.234	13.234	0	0.000
d	Fins / Banks	0	0	0	0.000	0.000	0	0.000
e	Any Other specify	0	0	0	0.000	0.000	0	0.000
e-1		0	0	0	0.000	0.000	0	0.000
e-2		0	0	0	0.000	0.000	0	0.000
	Sub Total(A)(1)	17	800800	800500	74.424	74.424	0	0.000
2	Foreign							
a	Indv NRI/For Ind	0	0	0	0.000	0.000	0	0.000
b	Bodies Corporate	0	0	0	0.000	0.000	0	0.000
c	Institutions	0	0	0	0.000	0.000	0	0.000
d	Qualified For.Inv.	0	0	0	0.000	0.000	0	0.000
e	Any Other Specify	0	0	0	0.000	0.000	0	0.000
e-1		0	0	0	0.000	0.000	0	0.000
e-2		0	0	0	0.000	0.000	0	0.000
	Sub Total(A)(2)	0	0	0	0.000	0.000	0	0.000
	Total Shareholding of Promoter and Promoter Group Total (A)= (A)(1)+(A)(2)	17	800800	800500	74.424	74.424	0	0.000
(B)	Public shareholding							
1	Institutions							
a	Mutual Funds	0	0	0	0.000	0.000		
b	Fins / Banks	0	0	0	0.000	0.000		
c	Central/State Govt	0	0	0	0.000	0.000		
d	Venture Cap Fund	0	0	0	0.000	0.000		
e	Insurance Comp(s)	0	0	0	0.000	0.000		
f	Foreign Ins Invest	0	0	0	0.000	0.000		
g	Foreign Ven Cap In	0	0	0	0.000	0.000		



## Statement Showing Shareholding Pattern - Table (I)(a)

Shri Gurudev En-Trade Ltd.

Scrip Code : 554410


Quarter Ended : 31-03-2015

Category code	Category of Shareholder	Number of Shareholders	Total number of shares	Number of shares held in dematerialized form	Total shareholding as a percentage of total number of shares		Shares pledged or otherwise encumbered	
					As a percentage of (A+B) <sup>1</sup>	As a percentage of (A+B+C)	Number of shares	As a % of Total No. of Shares
h	Qualified For Inv.	0	0	0	0.000	0.000		
i	Any Other -Specify	0	0	0	0.000	0.000		
i-1		0	0	0	0.000	0.000		
i-2		0	0	0	0.000	0.000		
	Sub-Total (B)(1)	0	0	0	0.000	0.000		
<b>B 2</b>	<b>Non-institutions</b>							
a	Bodies Corporates	51	165250	159650	15.358	15.358		
b	Individuals							
	i) upto Rs 1-Lac	61	3950	50	0.367	0.367		
	ii) above Rs1-Lac	1	106000	106000	9.851	9.851		
c	Qualified For Inv.	0	0	0	0.000	0.000		
d	Any Other -Clr-Mem	0	0	0	0.000	0.000		
d-1		0	0	0	0.000	0.000		
d-2		0	0	0	0.000	0.000		
	-OCB	0	0	0	0.000	0.000		
	-NRI	0	0	0	0.000	0.000		
	Sub-Total (B)(2)	113	275200	265700	25.576	25.576		
(B)	Total (B)=(B)(1)+(B)(2)	113	275200	265700	25.576	25.576		
	TOTAL (A)+(B)	130	1076000	1066200		100.000	0	0.000
(C)	Held by Custodians against Depository Receipts							
	PROMOTER & PRO GRP	0	0	0		0.000		
	PUBLIC	0	0	0		0.000		
	GRAND TOTAL (A)+(B)+(C)	130	1076000	1066200		100.000	0	0.000



(I)(h) Statement showing holding of securities (including shares, warrants, convertible securities) of persons belonging to the category "Promoter and Promoter Group"

Sr. No.	Ref- No	Name of the shareholder	Total Shares held		Shares pledged or otherwise encumbered			Details of warrant		Details of convertible securities		Total shares (including underlying shares assuming full conversion of warrant and convertible securities) as a % of diluted share capital
			Number	As a % of grand total (A)+(B)+( C )	Number	% of Total shares held	As a % of grand total (A)+(B)+( C )	Number of warrants held	As a % of total No of warrants of the same class	Number of convertible securities held	As a % of total No of convertible securities of the same class	
1	00013054	NIRMALA JAJODIA	15000	1.394	0	0.000	0.000	0	0.000	0	0.000	1.394
2	00013092	HARISH KUMAR JAJODIA	46100	4.284	0	0.000	0.000	0	0.000	0	0.000	4.284
3	00013360	VIBHA JAJODIA	24500	2.277	0	0.000	0.000	0	0.000	0	0.000	2.277
4	000426	SARITA LUNIA	50	0.005	0	0.000	0.000	0	0.000	0	0.000	0.005
5	000430	SUNIL YASHVANT SURVE	50	0.005	0	0.000	0.000	0	0.000	0	0.000	0.005
6	000447	SURESH P UPADHYAY	50	0.005	0	0.000	0.000	0	0.000	0	0.000	0.005
7	000448	MAHESH P UPADHYAY	50	0.005	0	0.000	0.000	0	0.000	0	0.000	0.005
8	000450	SUSHIL LUNIA	50	0.005	0	0.000	0.000	0	0.000	0	0.000	0.005
9	000485	HARISH KUMAR JAJODIA	50	0.005	0	0.000	0.000	0	0.000	0	0.000	0.005
10	10091524	SRAWAN KUMAR JAJODIA	110050	10.228	0	0.000	0.000	0	0.000	0	0.000	10.228
11	10113453	WARDEN INTERNATIONAL (AGENCIES) PRI	142400	13.234	0	0.000	0.000	0	0.000	0	0.000	13.234
12	10122056	PRADYUMNA JAJODIA	101400	9.424	0	0.000	0.000	0	0.000	0	0.000	9.424
13	10132084	PRITI JAJODIA	50150	4.681	0	0.000	0.000	0	0.000	0	0.000	4.681
14	10168817	HARISH KUMAR JAJODIA (HUF)	5000	0.465	0	0.000	0.000	0	0.000	0	0.000	0.465
15	10168834	SRAWAN KUMAR JAJODIA (HUF)	154300	14.359	0	0.000	0.000	0	0.000	0	0.000	14.359
16	10411303	SNEHA JAJODIA	50000	4.647	0	0.000	0.000	0	0.000	0	0.000	4.647
17	10411337	PADMANABH JAJODIA	101400	9.424	0	0.000	0.000	0	0.000	0	0.000	9.424
		Total Promoter & Promoter Group	800800	74.424	0	0.000	0.000	0	0.000	0	0.000	74.427



(D)(e) Statement showing holding of securities (including shares, warrants, convertible securities) of persons belonging to the category "Public" and holding more than 1% of the total number of shares									
Sr. No.	Ref-Num	Name of the shareholder	Number of shares	Shares as a percentage of total number of shares {i.e., Grand Total (A)+(B)+(C) indicated in Statement at para (I)(a) above}	Details of warrant		Details of convertible securities		Total shares (including underlying shares assuming full conversion of warrant and convertible securities) as a % of diluted share capital
					Number of warrants held	As a % of total No of warrants of the same class	Number of convertible securities held	As a % of total No of convertible securities of the same class	
1	AAACT7590B	ASSAM COMPANY INDIA LIMITED	50000	4.647	0	0.000	0	0.000	4.647
2	AAACL4374K	LYNX MACHINERY AND COMMERCIALS LIM	68600	6.375	0	0.000	0	0.000	6.375
3	AACPB5480H	SHIVPRAKASH BHARTIA	106000	9.851	0	0.000	0	0.000	9.851
				0.000					
		Total	224600	20.874	0	0.000	0	0.000	20.873



*(Handwritten signature)*

(I)(c) Statement showing holding of securities (including shares, warrants, convertible securities) of persons (together with PAC) belonging to the category									
"Public" and holding more than 5% of the total number of shares									
Sr. No.	Ref-Num	Name of the shareholder	Number of shares	Shares as a percentage of total number of shares (i.e., Grand Total (A)+(B)+(C) indicated in Statement at para (I)(a) above)	Details of warrant		Details of convertible securities		Total shares (including underlying shares assuming full conversion of warrant and convertible securities) as a % of diluted share capital
					Number of warrants held	As a % of total No of warrants of the same class	Number of convertible securities held	As a % of total No of convertible securities of the same class	
1	AAACL4374K	LYNX MACHINERY AND COMMERCIALS LIM	68600	6.375	0	0.000	0	0.000	6.375
2	AACPB5480H	SHIVPRAKASH BHARTIA	106000	9.851	0	0.000	0	0.000	9.851
				0.000					
		Total -Public [ 5% & above ]	174600	16.227	0	0.000	0	0.000	16.226

SHS Energy Trade Ltd.  
MUMBAI

**(I)(d) Statement showing details of locked-in shares**


Sr. No.	Ref- Num	Name of the shareholder	Number of locked-in shares	Locked-in shares as a percentage of total number of shares {i.e., Grand Total (A)+(B)+(C) indicated in Statement at para (I)(a) above}	Promoter/Promoter Group/Public
1	28020600	ASSAM COMPANY INDIA LIMITED	50000	4.647	-Pub
2	10113487	LYNX MACHINERY AND COMMERCIALS L	68600	6.375	-Pub
3	10411337	PADMANABH JAJODIA	101400	9.424	-Pro
4	10122056	PRADYUMNA JAJODIA	101400	9.424	-Pro
5	10132084	PRITI JAJODIA	50150	4.661	-Pro
6	00058400	SHIVPRAKASH BHARTIA	106000	9.851	-Pub
7	10411303	SNEHA JAJODIA	50000	4.647	-Pro
8	10091524	SRAWAN KUMAR JAJODIA	110050	10.228	-Pro
9	10169934	SRAWAN KUMAR JAJODIA (HUF)	154500	14.359	-Pro
10	10113453	WARDEN INTERNATIONAL (AGENCIES)	142400	13.234	-Pro
		Total Locked in Shares	934500	86.849	



*gh*

(II)(a) Statement showing details of Depository Receipts (DRs)

Sr. No.	Ref-Num	Name of theHolder	Type of outstanding DR (ADRs, GDRs, SDRs, etc.)	Number of outstanding DRs	Number of shares underlying outstanding DRs	Shares underlying outstanding DRs as a percentage of total number of shares {i.e., Grand Total (A)+(B)+(C) indicated in Statement at para (I)(a) above}



*[Handwritten signature]*



**(II)(b) Statement showing Holding of Depository Receipts (DRs), where underlying shares held by Promoter/Promoter Group are in excess of 1% of the total number of shares**

Sr. No.	Ref-Num	Name of the DR Holder	Type of outstanding DR (ADRs, GDRs, SDRs, etc.)	Number of outstanding DRs	Number of shares underlying outstanding DRs	Shares underlying outstanding DRs as a percentage of total number of shares (i.e., Grand Total (A)+(B)+(C) indicated in Statement at para (I)(a) above}



*[Handwritten signature]*